

Alaska Climate Change Mitigation Advisory Group

FAW Technical Working Group
Meeting #3

July 30, 2008

Office of the Governor

The Center for Climate Strategies

Agenda

- Call to order and roll call
- Review and approval of previous call summary
- Review next steps for TWG
- Review discussion from CC MAG meeting #2
- Continued Review of the Catalog of State Actions
- Review of the AK Draft Emissions Inventory & Forecast
- Agenda, Time and Date for Next Meeting
- Public Input and Announcements

Stepwise Planning Process

1. Develop inventory and forecast of emissions
2. Identify a full range of possible actions
3. Identify initial priorities for analysis
4. Develop straw proposals
5. Quantify GHG reductions and costs/savings
6. Evaluate externalities, feasibility issues
7. Develop alternatives to address barriers
8. Aggregate results
9. Iterate to final agreements
10. Finalize and report recommendations

Next Steps for TWG

- Identify priorities for analysis prior to the third CCMAG meeting on September 22.
 - Finalize Catalog of State Actions and Brief Descriptions.
 - Review and discuss nominal ratings for each potential action.
 - Balloting process to identify top priorities for further analysis.
- CCMAG reviews and approves TWG priorities
- TWG develops straw proposals for policy design

CCMAG Meeting #2 Discussion

- All Options:
 - Education as a key implementation mechanism. To be considered during “Straw Proposal” phase of Process.
- AFW-2:
 - Land clearing mentioned with the idea that younger forests sequester carbon at faster rates. Implemented as part of AFW-2.4

CCMAG Meeting #2 Discussion, Continued

- AFW-8:
 - CCMAG noted importance of greenhouse operations in AK and that energy efficiency may be improved. Now included as a part of AFW-8.2, but may be broken out into separate option.
- AFW-9:
 - AFW-9.1 – “Yard Waste” changed to “MSW”
 - Plastic bag reduction or ban as a potential element of AFW-9.5
 - Discussion of seafood waste as energy feedstock.

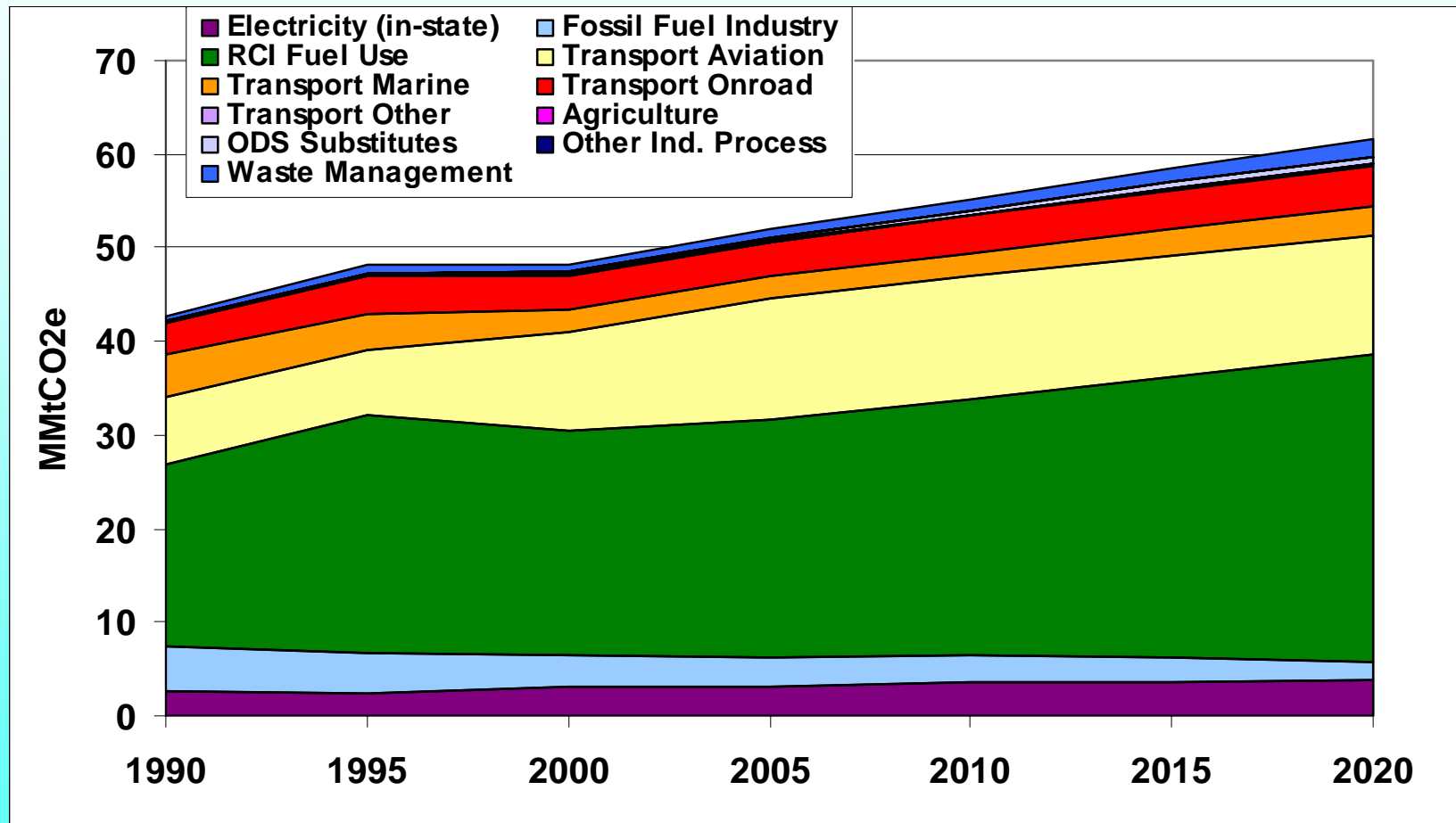
FAW Catalog of State Actions

- Includes default nominal ratings.
 - TWG to discuss and modify nominal ratings.
 - TWG to add text for “Other Considerations” as necessary.

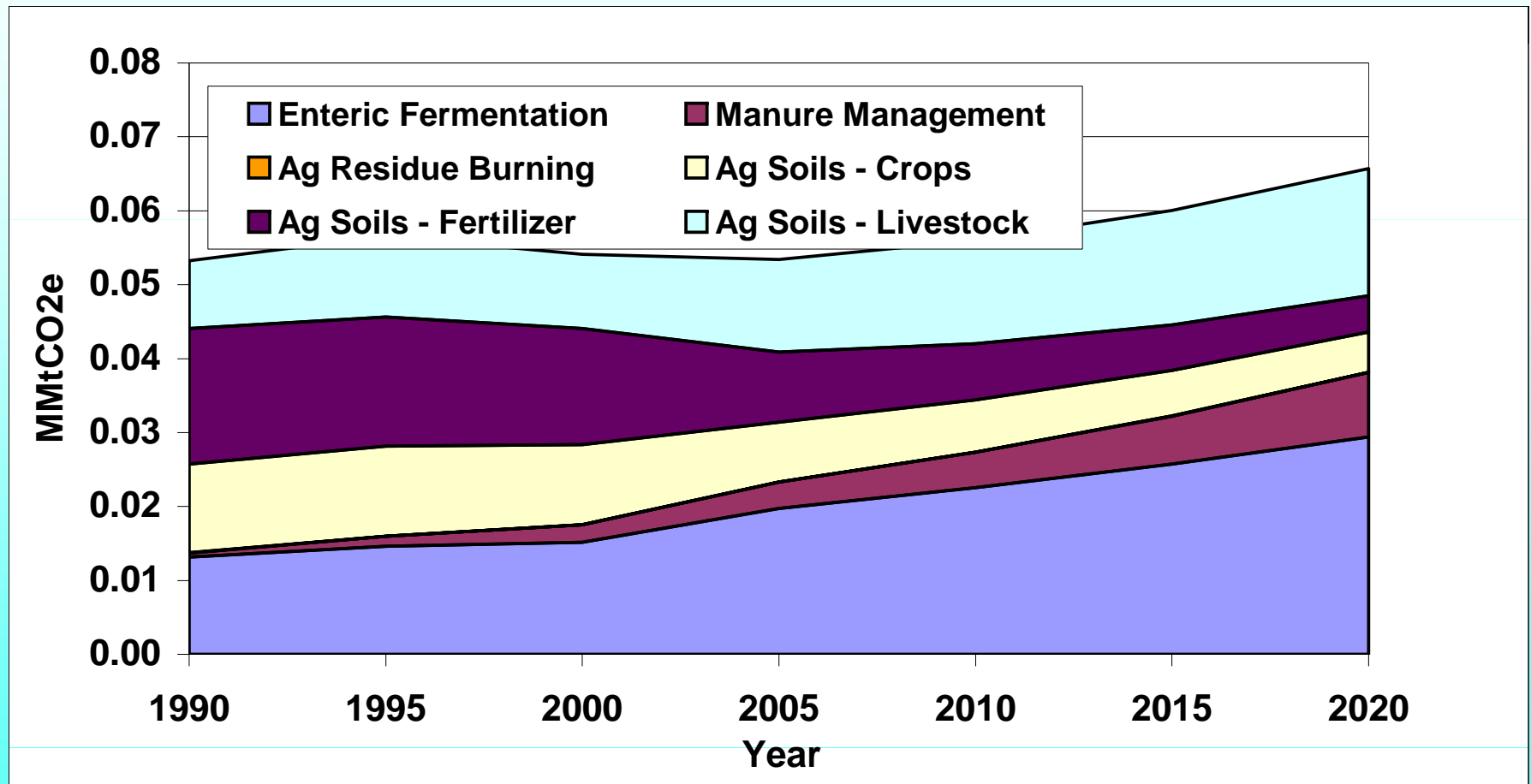
- *Please see separate Catalog handout.*

GHG Inventory & Forecast

Alaska Gross GHG Emissions By Sector, 1990-2020



Agriculture



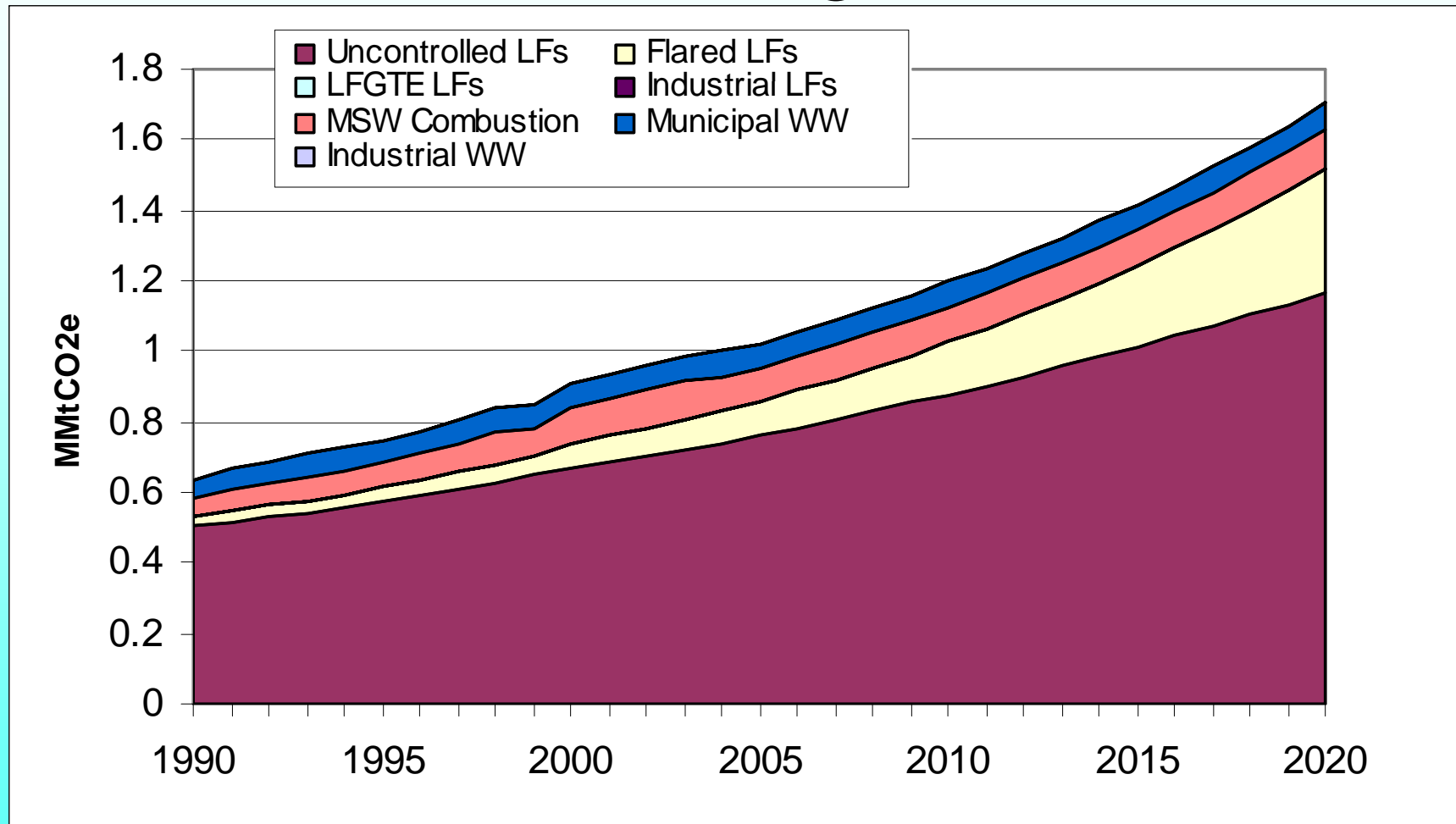
Agriculture

- Data Sources
 - Crop Production: USDA/NASS
 - Livestock: USDA/NASS
 - Fertilizer: Fertilizer Institute
- Methods
 - Crops: SGIT emission factors and crop production data
 - Livestock: SGIT emission factors and livestock populations
 - Fertilizer: SGIT fertilizer consumption
 - Projections for other categories based on historical growth trends

Agriculture

- Key Assumptions
 - Future growth for agricultural soils will follow historical trends
 - Livestock population growth will follow five-year growth rate from 1997 – 2020.
- Key Uncertainties
 - Manure management emission factors derived from limited data sets
 - Livestock numbers based on point estimates for each year to represent populations that fluctuate throughout the year
 - Projection assumptions

Waste Management



Waste Management

- Data sources
 - EPA Landfill Methane Outreach Program Database
 - Additional landfill data provided by DEC
 - DEC data on waste combustion
 - State population and SGIT default data for municipal WW treatment
- Methods
 - SGIT with data sources above
 - CCS post-processing to account for controls and growth

Waste Management

- Key Assumptions
 - Growth Rates
 - Landfills – based on historic emissions growth (2000-2005)
 - Industrial WW – based on historic emissions growth (1990-2005)
 - Municipal WW – AK population projections
- Key Uncertainties
 - Future controls applied to uncontrolled landfills
 - Industrial landfills
 - SGIT default of 7% of municipal landfills
 - Industrial WW
 - Growth for food/vegetable processing

Forestry

Source	CO ₂ e Flux (MMtCO ₂ e) ^a				
	1990	2000	2005	2010	2020
<i>State-Level Forest Flux</i>					
CO ₂ Flux	4.6	12	12	12	12
Non-CO ₂ Gases from Fire	4.5	4.9	4.9	4.9	4.9
CH ₄ Flux ^b	16	21	24	26	31
Total State-Level	25	38	41	43	48
<i>Flux for Managed Forests^c</i>					
CO ₂ Flux	-0.3	-1.4	-1.4	-1.4	-1.4
Non-CO ₂ Gases from Fire	0.0	<0.01	<0.01	<0.01	<0.01
CH ₄ Flux	n/a	n/a	n/a	n/a	n/a
Total – Managed Forests	-0.3	-1.4	-1.4	-1.4	-1.4
<p>Positive values represent net CO₂e emissions. Non-CO₂ gases are methane and nitrous oxide.</p> <p>^a Values reported are ten year averages of annual data surrounding the year reported (e.g., 1990 average is the average of data for 1985-1994). For 2000, data only available through 2002. After 2000, flux estimates are assumed to remain constant.</p> <p>^b UAF estimate for the 1980-1996 period used for 1990. UAF growth rate of 0.5 MMtCO₂e/yr used for forecast years. See Section on CH₄ emissions from Alaskan ecosystems.</p> <p>^c Managed forests are the coastal maritime forests of the state. CH₄ flux estimates were not available for managed forests.</p>					

Forestry


- Data Sources
 - University of Alaska carbon flux estimates, wildfire acreages
 - WRAP 2002 Wildfire Inventory
- Methods
 - Forestry: UA study used to develop estimates and projections of anthropogenic emissions and sinks
 - Carbon flux data for the 2001-2005 time-period assumed to remain constant through 2020

Forestry

- Key Assumptions (managed forests)
 - 2001-2005 carbon stock change representative of current conditions
 - No significant change in carbon flux from 2006-2020
- Key Uncertainties (managed forests)
 - Effects of future development on forested acreage
 - Effects of near-term climate change on forest sequestration levels
- Key Uncertainties (unmanaged forests) –
 - Many, including impacts of early thaw (see Forestry appendix)

Next TWG Meeting

- Agenda:
 - Final review of nominal ratings and other considerations
 - Establish nominal ratings for Catalog
 - Review TWG suggested updates to the Alaska emissions inventory and projection
 - Discussion of balloting process and instructions for balloting.



Time and Date: August 27, 2008.
10:00 – 11:30 AM Alaskan Time
•Need for another meeting
before 8/27?

Public Input, Announcements

July 30, 2008

www.akclimatechange.us

20